



DRIVE GATES



944 WEST FIFTH AVENUE • COLUMBUS, OHIO 43212
PHONE: 614.291.4342 • FAX: 614.291.6660
WWW.FORTINIRONWORKS.COM

Our Mission

Fortin Ironworks builds quality and value into every gate we fabricate. Our complete line of drive gates are constructed with quality materials and skilled craftsmanship to fit any budget. We weld all gate components to the gate frame rather than using fasteners that eventually loosen causing your gate to feel flimsy. We also employ stylish hand forged embellishments for an old world look of quality. We use an adjustable hinging system that allows the gate to be readjusted over time. When purchasing a **Fortin Ironworks** gate, you can be confident that you are making a

photo: dd-26



Plasma Cut - Custom Design

This literature is designed to be a guide to help you decide what gate style and design options best fit your needs. Every gate is based on a layout of 5 feet tall by 14 feet long (70 square feet), using a heavy gauge ($\frac{3}{16}$ " 5" or 6" square tubing posts. Every gate is welded together at every joint providing more durability. Gates are primed and painted black. Available upon request is an upgrade of a black heavy equipment grade polyester baked-on powder coat finish. We utilize a sand blasted cleaning process for maximum paint adhesion before applying our polyester powder coat. Gate styles and prices may vary as length and height ratios change. Custom gate panels are available to improve layout spacing as necessary. Due to the nature of custom iron products, the prices detailed in this literature may change according to your specifications. For exact prices, please fax, mail, or bring

What Does It All Mean?

Posts: A - Used to support gate via concrete footer into the ground

Frame: E, G & H - The 'skeleton' of the gate

Hinge Bars: D - The adjustable hinges run through it

End Bars: G - Where the two gate leaves come together

Horizontals: E & H - Any horizontal material

Verticals: J - Any vertical material

Infill: J, K & L - Material within the frame

Diagonals: K - Used to keep gate rigid in larger gates or decoration

Drop Pins: N - Used to hold gate open and closed


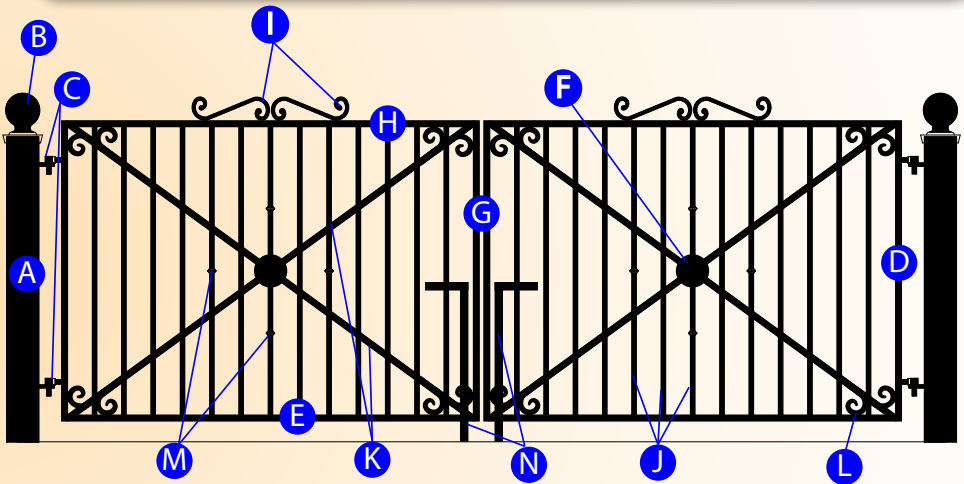
Scrolls: I & L - Decoration, can be hand forged or cast iron

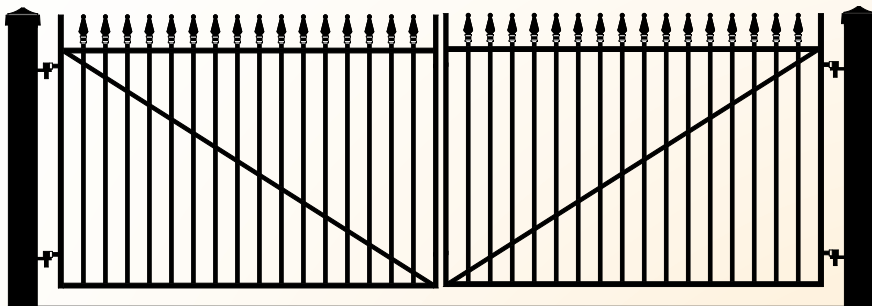
Post Top: B - A decorative top on the post to keep the weather out of the post insides

Hinges: C - Adjustable bolt that allows the gate to swing and keep the gates level

Collars: M - Decoration, usually cast iron

Disks: F - Decoration as well as a way to conceal connections





DG - 5


Single Leaf Gate: \$1400.⁰⁰

Double Leaf Gate: \$1600.⁰⁰

DG - 5F with Finials Added (shown)

Single Leaf Gate: \$1500.⁰⁰

Double Leaf Gate: \$1700.⁰⁰



DG - 10


Single Leaf Gate: \$1800.⁰⁰

Double Leaf Gate: \$2000.⁰⁰

DG - 10F with Finials Added (shown)

Single Leaf Gate: \$1900.⁰⁰

Double Leaf Gate: \$2100.⁰⁰



DG - 16

Single Leaf Gate: \$1800.⁰⁰

Double Leaf Gate: \$2000.⁰⁰

Prices Do Not Include Installation

Drive Gate Styles



photo: dd-09


DG-5



photo: dd-34

Custom DG-10


Prices Do Not Include Installation



DG - 18

Single Leaf Gate: \$1800.⁰⁰

Double Leaf Gate: \$2000.⁰⁰



DG - 22


Single Leaf Gate: \$2700.⁰⁰

Double Leaf Gate: \$2900.⁰⁰

DG - 22F with Finials Added (shown)

Single Leaf Gate: \$2800.⁰⁰

Double Leaf Gate: \$3000.⁰⁰



DG - 22 TREE

Single Leaf Gate: \$3700.⁰⁰

Double Leaf Gate: \$3900.⁰⁰

DG - 22F with Finials Added (shown)

Single Leaf Gate: \$3800.⁰⁰

Double Leaf Gate: \$4000.⁰⁰

Prices Do Not Include Installation

photo: dd-35



DG-54



photo: dd-10

Prices Do Not Include Installation



DG - 54

Single Leaf Gate: \$4700.⁰⁰

Double Leaf Gate: \$4900.⁰⁰



DG - 70


Single Leaf Gate: \$3700.⁰⁰

Double Leaf Gate: \$3900.⁰⁰

DG - 70F with Finials Added (shown)

Single Leaf Gate: \$3800.⁰⁰

Double Leaf Gate: \$4000.⁰⁰



DG - 13

Single Leaf Gate: \$2000.⁰⁰

Double Leaf Gate: \$2200.⁰⁰

DG - 13F with Finials Added (shown)


Single Leaf Gate: \$2100.⁰⁰

Double Leaf Gate: \$2300.⁰⁰

Prices Do Not Include Installation



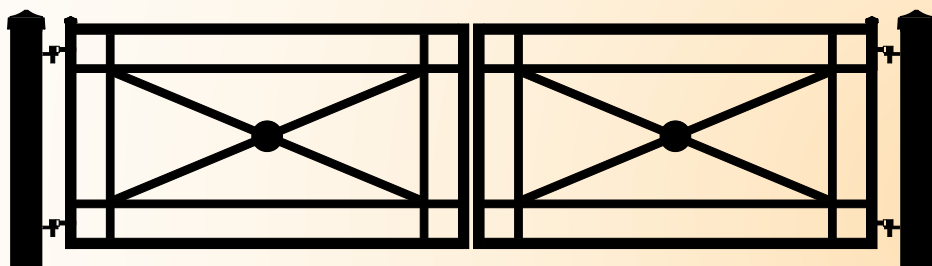
Prices Do Not Include Installation



DG - 93

Single Leaf Gate: \$1400.⁰⁰

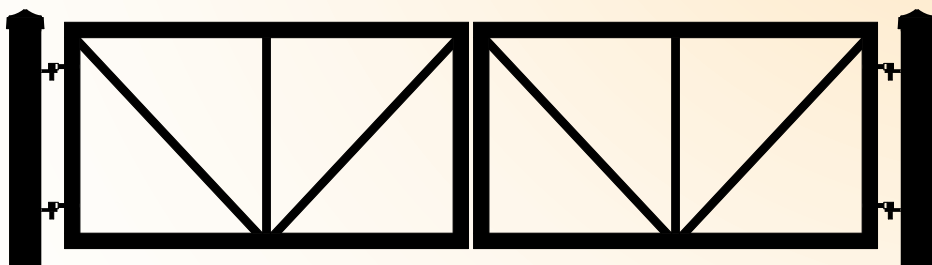
Double Leaf Gate: \$1600.⁰⁰



DG - 99

Single Leaf Gate: \$1620.00

Double Leaf Gate: \$1820.00



DG - 82

Single Leaf Gate: \$900.00

Double Leaf Gate: \$1100.00

Prices Do Not Include Installation

Drive Gate Styles



photo: dd-36

DG-93





photo: dd-37

Custom DG-5 with Finials

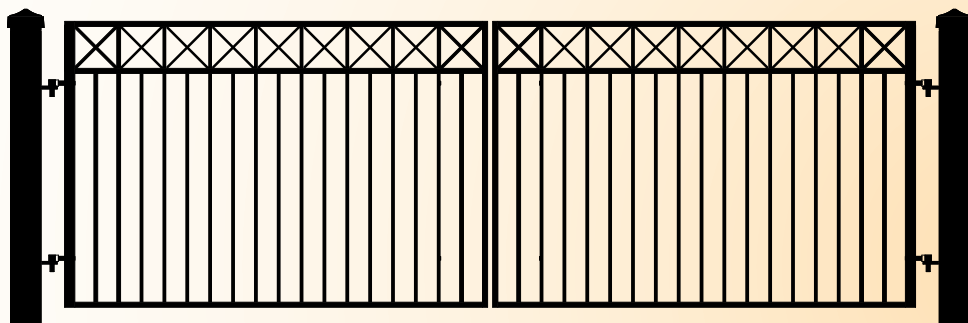
Prices Do Not Include Installation



DG - 7

Single Leaf Gate: \$1400.00


Double Leaf Gate: \$1600.00



DG - 98

Single Leaf Gate: \$1800.00

Double Leaf Gate: \$2000.00




DG - 97L

Single Leaf Gate: \$2200.00

Double Leaf Gate: \$2400.00

Prices Do Not Include Installation

photo: dd-38

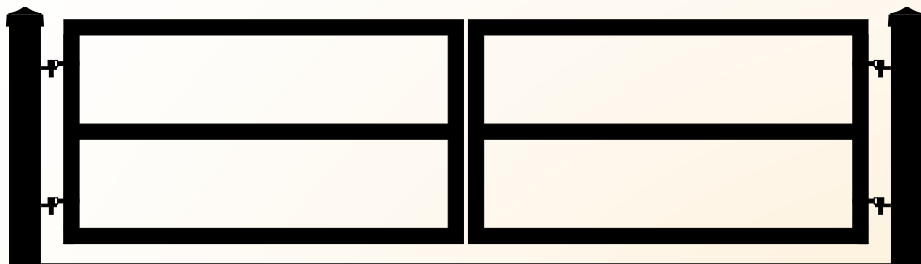


Custom DG-7

photo: dd-39



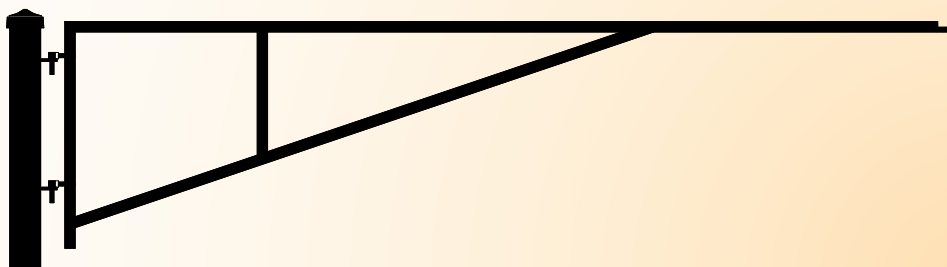
Prices Do Not Include Installation



DG - 81

Single Leaf Gate: \$700.⁰⁰


Double Leaf Gate: \$900.⁰⁰



AG - 20 - Access Gate

Single Leaf Gate: \$700.00

Double Leaf Gate: \$1000.00



DG - 33

Single Leaf Gate: \$2700.⁰⁰


Double Leaf Gate: \$2900.⁰⁰

DG - 33F with Finials Added (shown)

Single Leaf Gate: \$2800.⁰⁰

Double Leaf Gate: \$3000.⁰⁰


Prices Do Not Include Installation



DG - 20

Single Leaf Gate: \$1600.00


Double Leaf Gate: \$1800.00



DG - 94

Single Leaf Gate: \$1700.00

Double Leaf Gate: \$1900.00



DG - 11

Single Leaf Gate: \$1800.00


Double Leaf Gate: \$2000.00

Prices Do Not Include Installation


Post Tops For Drive Gates



123-4"



809-6"



811-4"

$\frac{5}{8}$ " Round Drive Gate Finials



853-H



659-H

$\frac{3}{4}$ " Square Finials used in Drive Gates



656-Y



9-Y



649-Y



9-XS

Scrolls used in Drive Gates



541-2 $\frac{9}{16}$ " Round



62-1 $\frac{3}{4}$ " x 1" Solid



540-2 $\frac{1}{2}$ " Round

Optional Features

Liner Hinge Posts \$300.00 each Used inside of masonry pillars to support gate hinges. These posts also provide an attachment point for hydraulic gate operators.

Kick Plates \$300.00 Installed on the bottom of your gate for an attractive way to conceal the gate operators and if applied, add to the overall curb appeal of your iron gates.

Lock Tabs No Cost Added to the center two end bars of any double leaf gate. These steel tabs have holes to accept a heavy padlock for added security.

Decorative Finials Cost Varies This is a simple way to add extra detail to many of our gate styles. There are many finial styles to choose from.

Large Sizes Cost Varies Drive gates can be built up to 30' wide.

Address or Name Plaques Cost Varies Custom laser cut steel plaques can be added to any of our gate styles. These plaques can be names, initials, logos or any item you wish.

Custom Designs Cost Varies Gate designs can be custom made to compliment any style of home or enhance the character of a development.

Primer Coated Only Deduct \$200.00 *Fortin Ironworks* can delete the black finish coat and provide a primed only finish to any gate if the owner would like to have a custom color applied by others at a later time.

Drop Pins No Cost Used to pin the gate to the ground in the closed or open position. These $\frac{3}{4}$ " diameter stainless steel drop pins are used only on gates that do not have automatic operators.

Installation We offer installation of our drive gates. Installation costs may vary depending on the individual situation & location. Call for pricing.

Standard installation \$1300.00



Drive Gate Installation Check List

- **Notify** your neighborhood associations for code concerning style and height restrictions.
- **Notify** your neighbors.
- **Apply** for and **obtain** any required permits.
- **Obtain** a survey of your property. This is usually provided with your homes deed.
- **Mark** your property corners and establish your property lines.
- **Determine** exactly where you would like your gate to be located. NOTE: The outside of the gate post must be a minimum of 6" from the property line.
- **Remove** any obstructions blocking your drive gate and posts. Customer must remove all trees, shrubs, rocks, etc.. within the drive gate line prior to installation.
- **Mark** any underground utility lines, drainage lines and irrigation lines. Please call your irrigation company as well as any other companies that have done work underground in this area previously.
- **Call** Ohio Utilities Protection Services at 1-800-362-2764 to locate underground utilities. Visit them at <http://www.oups.org/>. Just remember that state law requires that you call "48 hours before you dig" excluding weekends and legal holidays. This is a free service.

If *Fortin Ironworks* is hired to install your drive gate, please be aware of these conditions:

- Typical drive gate post holes are approximately 36" deep x 18" diameter
- Fence rows and drive gate posts according to code must be installed a minimum of 6" in from property lines.
- If dirt location is undetermined, *Fortin Ironworks* will pile the dirt and debris next to each post along the fence row or next to the drive gate posts. *Fortin Ironworks* will not move this dirt once it is removed from the holes and placed on the ground.
- It is the responsibility of the homeowner to mark any underground utilities. If *Fortin Ironworks* damages an underground line, it is the responsibility of the homeowner to pay for any repair costs.
- Additional charges will be added to your balance to remove or go through old foundations, footers, rocks, bushes, trees and any other items in the way of the gate.
- Please be prepared for damaged lawn and landscape. *Fortin Ironworks* will make every reasonable effort to prevent such damage. If you have delicate landscape or ornaments, please make appropriate actions to protect these items or remove these items until the installation is completed.
- **All jobs must be paid in full on or before the day of completion.**